






The Weyermann® Analyses Barcode Scan



A short scan tutorial

The "I-nigma" reader is a free smartphone application which works very well to download the batch malt analysis by scanning the analysis code from Weyermann® bags. It is available for iPhone, iPad, Android- and BlackBerry® smartphones and tablets.



- Requirements for successful scanning:
 - proper print of the D2 barcode
 - sufficient light
 - Internet access for your smartphone
- Scan the left barcode (marked with "Scan analysis") by using the I-nigma scan app.
- Therefore adjust the smartphone / tablet parallel to the barcode print.
- Locate the smartphone camera to ensure that the left barcode is within the red frame.
- The optimal distance depends on the smartphone camera.
- Camera light might be switched on by pressing the flash icon (left).
- Only for BlackBerry® app: Take a picture by pressing the "home" button
- An acoustic signal indicates the successful scan of the barcode.
- Press "Go online" (depends on language version) to start the download.
- The Analysis - PDF (in English and German) is now displayed in the browser.
- In some operation systems the analysis pdf is stored in the "download" folder.
- For I-OS: "iBooks" can be used to store the analysis.
- The analysis now can be printed or forwarded by email, WLAN or Bluetooth.

Should the scan does not work, you can alternatively type in the URL (printed on the bag as well) in your browser to get access to the analysis.

For any hints, feedback or questions please contact andreas.richter@weyermann.de .